



Boo-tiful Tangrams



Instructions

1. Cut out your Tangram pieces


Carefully cut along the black lines of this colorful tangram square to create your seven puzzle pieces (called "tans"). Keep all the pieces together – you'll use them to build Halloween characters found on the "Activity Page"!

2. Build the Halloween characters

Turn to the "Activity Page" and use your tangram pieces to recreate each of the four Halloween characters. Move and rotate your piece, as needed. (Hint: Each character uses all seven tangram pieces!)

3. Check your answers

When you're done, flip to the "Answer Key" to see the completed Halloween tangrams. Compare your creations and see how close you got!



Boo-tiful Tangrams


Activity Page




Spider



Witch



Bat



Cat

